
**UNITED STATES
SECURITIES AND EXCHANGE COMMISSION**
Washington, D.C. 20549

FORM 8-K

**Current Report
Pursuant to Section 13 or 15(d)
of the Securities Exchange Act of 1934**

Date of Report (Date of earliest event reported): August 8, 2018

REGENXBIO INC.

(Exact Name of Registrant as Specified in its Charter)

Delaware
(State or other jurisdiction
of incorporation)

001-37553
(Commission
File Number)

47-1851754
(I.R.S. Employer
Identification No.)

9600 Blackwell Road, Suite 210
Rockville, Maryland
(Address of principal executive offices)

20850
(Zip Code)

(240) 552-8181
(Registrant's telephone number, including area code)

N/A
(Former name or former address, if changed since last report)

Check the appropriate box below if the Form 8-K filing is intended to simultaneously satisfy the filing obligation of the registrant under any of the following provisions (see General Instruction A.2. below):

- Written communications pursuant to Rule 425 under the Securities Act (17 CFR 230.425)
- Soliciting material pursuant to Rule 14a-12 under the Exchange Act (17 CFR 240.14a-12)
- Pre-commencement communications pursuant to Rule 14d-2(b) under the Exchange Act (17 CFR 240.14d-2(b))
- Pre-commencement communications pursuant to Rule 13e-4(c) under the Exchange Act (17 CFR 240.13e-4(c))

Indicate by check mark whether the registrant is an emerging growth company as defined in Rule 405 under the Securities Act of 1933 (17 CFR 230.405) or Rule 12b-2 under the Securities Exchange Act of 1934 (17 CFR 240.12b-2).

Emerging growth company

If an emerging growth company, indicate by check mark if the registrant has elected not to use the extended transition period for complying with any new or revised financial accounting standards provided pursuant to Section 13(a) of the Exchange Act.

Item 2.02. Results of Operations and Financial Condition.

On August 8, 2018, REGENXBIO Inc. (the “Company”) issued a press release regarding its results of operations and financial condition for the quarter ended June 30, 2018. The press release is furnished as Exhibit 99.1 to this Current Report on Form 8-K and is incorporated by reference herein.

The Company expects to discuss certain presentation materials (the “Presentation Materials”) during its conference call and webcast scheduled to begin at 8:00 a.m. Eastern Time on August 8, 2018. The Presentation Materials are furnished as Exhibit 99.2 to this Current Report on Form 8-K. The Presentation Materials include selected financial information relating to the Company, and the portion of the Presentation Materials including such financial information is incorporated by reference herein.

Item 7.01. Regulation FD Disclosure.

The Presentation Materials described in Item 2.02 above are incorporated by reference herein.

The information in Items 2.02 and 7.01 of this Current Report on Form 8-K and Exhibits 99.1 and 99.2 attached hereto shall not be deemed “filed” for purposes of Section 18 of the Securities Exchange Act of 1934, as amended (the “Exchange Act”), or otherwise subject to liability under that section, nor shall it be deemed incorporated by reference in any filing under the Securities Act of 1933, as amended, or the Exchange Act, except as expressly set forth by specific reference in such a filing.

Item 9.01. Financial Statements and Exhibits.

(d) Exhibits

<u>Exhibit No.</u>	<u>Description</u>
99.1	Press release dated August 8, 2018 relating to REGENXBIO Inc.'s financial results.
99.2	Presentation Materials dated August 8, 2018.

SIGNATURE

Pursuant to the requirements of the Securities Exchange Act of 1934, the registrant has duly caused this report to be signed on its behalf by the undersigned hereunto duly authorized.

REGENXBIO INC.

Date: August 8, 2018

By: /s/ Patrick J. Christmas II
Patrick J. Christmas II
Senior Vice President, General Counsel



REGENXBIO Reports Second Quarter 2018 Financial and Operating Results and Interim Data from Ongoing Clinical Trials for Wet Age-Related Macular Degeneration and Homozygous Familial Hypercholesterolemia

- *Announces positive interim update from RGX-314 Phase I clinical trial for wet AMD*
- *Provides preliminary interim update from RGX-501 Phase I/II clinical trial for HoFH*
- *Announces appointment of Dr. Ram Palanki as SVP of Commercial Strategy and Operations*
- *\$306 million in cash, cash equivalents and marketable securities as of June 30, 2018*
- *Conference call and webcast Wednesday, August 8th at 8:00 a.m. ET*

ROCKVILLE, Md., August 8, 2018 (PRNewswire) -- REGENXBIO Inc. (Nasdaq:RGNX), a leading clinical-stage biotechnology company seeking to improve lives through the curative potential of gene therapy based on its proprietary NAV[®] Technology Platform, today announced financial results for the quarter ended June 30, 2018 and recent operational highlights, including updates to interim data from its ongoing clinical trials.

"We are very encouraged by the positive interim data for RGX-314 and the potential of NAV gene therapy as a one-time treatment for wet AMD, particularly as this is a non-rare patient population with a significant treatment burden," said Kenneth T. Mills, President and Chief Executive Officer of REGENXBIO. "REGENXBIO looks forward to applying what we are learning from this trial to expand the RGX-314 clinical program into a Phase II trial and bring this novel therapy to patients as quickly as possible."

Interim Phase I Trial Update for RGX-314 for the Treatment of Wet Age-Related Macular Degeneration

- *Well-tolerated at all doses*
- *Dose-dependent protein expression levels*
- *Dose-dependent reduction in anti-VEGF injections, along with maintenance of retinal thickness and vision*
- *50% of subjects treated in Cohort 3 are free of anti-VEGF injections at six months*
- *Company plans to proceed to Phase II clinical trial as soon as possible*
- *Current clinical trial expanded to include new Cohort 4 dose and the first subject has been dosed*
- *Additional data expected to be presented at AAO in October 2018*

REGENXBIO announced today an update to its Phase I trial of RGX-314 for the treatment of wet age-related macular degeneration (wet AMD), including updated results on the three dose cohorts since its previously reported interim results.

REGENXBIO also announced that these data and additional study results for all completed cohorts are expected to be presented at the American Association of Ophthalmology (AAO) annual meeting being held in October 2018 in Chicago, Illinois.

In the Phase I trial, 18 subjects with wet AMD received a single administration of RGX-314 across three dose cohorts (six participants in each cohort). To qualify for inclusion in the trial, participants were required to have a history of frequent anti-VEGF treatment (including at least four anti-VEGF injections in the eight months preceding trial enrollment) and a documented history of response to anti-VEGF therapy. The trial design included doses of 3×10^9 (Cohort 1), 1×10^{10} (Cohort 2) and 6×10^{10} (Cohort 3) genome copies (GC)/eye. Subjects have been assessed every month to the six-month primary endpoint, with long-term follow-up continuing for 24 months.

The interim data update announced today includes safety and efficacy assessments as of July 27, 2018, and subjects have been followed for an average of 11 months for Cohort 1, nine months for Cohort 2 and six months for Cohort 3. Dose-dependent protein expression levels, dose-dependent reduction in anti-vascular endothelial growth factor (VEGF) injections and maintenance of central retinal thickness (CRT) by spectral domain optical coherence tomography (SD-OCT) have been reported across all cohorts. Additionally, through month six, Best Corrected Visual Acuity (BCVA) assessments for subjects in Cohort 3 have a mean improvement in visual acuity. Three subjects from Cohort 3 have been free of anti-VEGF injections since the administration of RGX-314.

The interim data for each cohort are summarized below based on data through July 27, 2018.

Safety

RGX-314 was well-tolerated by all subjects with no reported drug-related adverse events (AEs) or drug-related serious adverse events (SAEs). The most common AEs in all dose cohorts were assessed as mild (Grade 1, 83 percent), and there have been no observed immune responses, drug-related ocular inflammation or any post-surgical inflammation beyond what is expected following routine vitrectomy. Five SAEs that were not drug-related were reported among three subjects.¹

Intraocular Protein Levels

RGX-314 protein expression has been detected in all subjects treated to date. Dose-dependent increases in RGX-314 protein expression levels, as measured from aqueous samples by enzyme-linked immunosorbent assay (ELISA) (Protein Levels) at approximately one month after administration of RGX-314, have been observed (see Table 1).

Table 1: RGX-314 Protein Levels (ng/ml) of All Doses at One Month (N=18)

Dose	Cohort 1	Cohort 2	Cohort 3
N	6	6	6
Mean Protein Level (ng/ml)	2.4	12.8	160.2
Median Protein Level (ng/ml)	1.2	9.3	93.1

Anti-VEGF Injection Rate

Subjects in the study had received on average more than 35 anti-VEGF injections since diagnosis. The number of anti-VEGF injections required following the administration of RGX-314 through six months was lowest in Cohort 3 (see Table 2). We compared the number of anti-VEGF injections each subject had received during the six months prior to their most recent anti-VEGF injection preceding their enrollment in the study to the number of anti-VEGF injections received in the six months following RGX-314 administration to understand how the frequency of anti-VEGF injections changed among subjects within each cohort. In Cohort 3, the mean number of anti-VEGF injections received following RGX-314 administration was reduced by 53 percent when compared to this prior history (see Table 2). Additionally, 50 percent of subjects treated in Cohort 3 have been free of anti-VEGF injections since the administration of RGX-314.

Table 2: Summary and Comparison of Mean Anti-VEGF Injections (N=18)

		Before RGX-314 Administration*	After RGX-314 Administration**	
Dose	N	Mean (median, SD)	Mean (median, SD)	Percent Change in Number of Injections (%)
Cohort 1	6***	3.3 (3.0, 0.8)	4.7 (4.5, 1.2)	+40
Cohort 2	6	4.2 (4.0, 0.8)	3.8 (5.0, 2.6)	-8
Cohort 3	6	2.8 (2.5, 1.0)	1.3 (1.0, 1.6)	-53

* Number of anti-VEGF injections reported between a day before the first anti-VEGF injection preceding Day 1 visit and six months prior.

** Number of anti-VEGF injections reported between RGX-314 administration date and six-month visit.

¹ Three SAEs are attributed to one subject in Cohort 1 and the events were assessed as not related to RGX-314. Five months after the administration of RGX-314, this subject was hospitalized after developing symptoms related to a pre-existing condition that led to the subject's death. One SAE was a procedure-related peripheral retinal detachment that occurred, was repaired with a scleral buckle and resolved without significant sequelae. The other SAE was assessed as mild in severity with no relationship to RGX-314.

*** One subject in Cohort 1 discontinued from the study at four months with four injections and was imputed as requiring six injections through six months.

Retinal Thickness

Maintenance of CRT, as measured by SD-OCT, from baseline to six months has been observed in the three dosing cohorts. In Cohort 3, the mean CRT decreased by -14 µm from baseline to six months (see Table 3), with this cohort also receiving fewer anti-VEGF injections on average than Cohorts 1 and 2.

Table 3: Change from Baseline in Mean CRT at Six Months (N=17)

Dose	Cohort 1	Cohort 2	Cohort 3
N	5*	6	6
Mean Change from Baseline in CRT (µm)	-14	+26	-14
Median Change from Baseline in CRT (µm)	+22	+23	-16
Range (low, high)	(-181, +92)	(-7, +62)	(-27, +7)

* One subject in Cohort 1 discontinued from the study at four months.

Best Corrected Visual Acuity

BCVA (as measured by Early Treatment Diabetic Retinopathy Study (ETDRS) letters) from baseline to six months was maintained across all cohorts. Subjects in Cohort 3 experienced a mean gain of +8 ETDRS letters (see Table 4), with this cohort also receiving fewer anti-VEGF injections on average than Cohorts 1 and 2.

Table 4: Change from Baseline in Mean BCVA (ETDRS Letters) at Six Months (N=17)

Dose	Cohort 1	Cohort 2	Cohort 3
N	5*	6	6
Mean Change from Baseline in BCVA (ETDRS Letters)	-2	+7	+8
Median Change from Baseline in BCVA (ETDRS Letters)	-3	+9	+4
Range (low, high)	(-8, +10)	(-4, +15)	(0, +21)

* One subject in Cohort 1 discontinued from the study at four months.

Summary of Cohort 3

Positive signals from clinical measures in Cohort 3 at six months indicate that this may be a clinically meaningful dose, which REGENXBIO expects to use in a Phase II trial for wet AMD. Protein Levels at one month after administration of RGX-314 have been highest in Cohort 3, with a mean level over 100 ng/ml. Through six months, the majority of subjects treated in Cohort 3 have required minimal or no anti-VEGF injections, with maintenance of CRT and BCVA assessments showing maintenance or improvements in visual acuity.

Through six months, 50 percent of subjects treated from Cohort 3 were free of anti-VEGF intravitreal injections and have evidence of clinically meaningful measures in mean CRT (-21 μ m) and mean BCVA (+8 ETDRS letters) at six months versus baseline and generally higher Protein Levels, as measured at one month.

"This is the first reported wet AMD gene therapy study to detect intraocular protein being made in the eyes of all subjects. I am encouraged by the dose-dependent increases in protein and biological effect seen in the study that correlated with signals of efficacy," said Dr. Jeffrey Heier, Co-President and Director of Retina Research at Ophthalmic Consultants of Boston and primary investigator for the trial.

REGENXBIO believes that the current results support further study of the Cohort 3 dose based on the potential to get subjects safely into a range of sustained visual acuity while significantly reducing frequent anti-VEGF injections. REGENXBIO plans to engage with regulatory agencies, including the U.S. Food and Drug Administration (FDA), before the end of 2018 to evaluate a Phase II clinical trial design with the Cohort 3 dose data in order to bring this novel therapy to patients as quickly as possible.

"This study enrolled the hardest to treat wet AMD patients and the promising signals of safety and efficacy released today indicate the potential of a gene therapy to maintain the outcomes of frequent anti-VEGF injections with a one-time intervention," said Dr. Allen Ho, Retina Surgeon and Director of Retina Research at Wills Eye Hospital and study investigator.

Phase I Trial Dose Expansion

Based on RGX-314 being well-tolerated and the dose-dependent effects observed on protein expression, reductions in anti-VEGF injections and improvements in visual acuity, REGENXBIO plans to evaluate the potential benefits of a higher dose of RGX-314.

REGENXBIO announced today that, based on an amendment filed with the FDA, it is cleared to proceed under the current Investigational New Drug (IND) application with the initiation of dosing of an additional cohort (six participants) at a dose of 1.6×10^{11} GC/eye (Cohort 4).

Additionally, an independent Data Safety and Monitoring Board (DSMB) granted clearance to proceed to dosing a fourth cohort based on their assessment of the safety and tolerability data of the first three cohorts. Based on this clearance, the first subject in Cohort 4 was dosed this week.

Phase II Study and Regulatory Status

REGENXBIO plans to initiate a Phase II trial for RGX-314 in 2019. Final determination of the study design is under way and REGENXBIO expects to engage with regulatory agencies before the end of 2018. REGENXBIO plans to provide further information regarding the expected trial design and overall plans for the RGX-314 clinical program in early 2019.

"We are encouraged by the positive signals we are seeing in Cohort 3 in these hard-to-treat wet AMD subjects with long-standing disease. We are excited to have initiated dosing at a higher dose in Cohort 4 to further evaluate the dose response and look forward to starting a Phase II trial next year," said Dr. Stephen Yoo, Senior Vice President and Chief Medical Officer of REGENXBIO.

Manufacturing

All investigational drug product required to complete dosing of the Phase I clinical trial has been produced and released, inclusive of investigational drug product to support dosing of subjects in Cohort 4. Manufacturing of Phase II product in support of the continuing clinical development program is on track, with bulk drug successfully produced. REGENXBIO

expects that the current manufacturing process is capable of meeting future clinical program demand and anticipated potential commercial demand.

Interim Phase I/II Trial Update for RGX-501 for the Treatment of Homozygous Familial Hypercholesterolemia

- *Transaminase elevations observed in Cohort II*
- *Administration of steroid appears to mitigate transaminase elevations and related effects*
- *Clinical trial protocol expected to be amended to enroll additional subjects using steroid prophylaxis*
- *Additional data expected to be presented in oral presentation in the fourth quarter of 2018*

REGENXBIO announced today an update to the Phase I/II trial of RGX-501 for the treatment of homozygous familial hypercholesterolemia (HoFH) being conducted at the University of Pennsylvania and funded by REGENXBIO, including updated safety and efficacy measures on the two dose cohorts.

REGENXBIO also announced that it expects further results for both cohorts will be presented by Dr. Marina Cuchel, Research Associate Professor of Medicine in the Institute for Translational Medicine and Therapeutics at the University of Pennsylvania Perelman School of Medicine, and primary investigator for the RGX-501 Phase I/II clinical trial, at a scientific meeting in the fourth quarter of 2018.

In the Phase I/II trial, a total of six subjects with HoFH received a single administration of RGX-501 across two dose cohorts (three participants in each) at doses of 2.5×10^{12} (Cohort I) and 7.5×10^{12} (Cohort II) GC/kg body weight, respectively.

The interim data update announced today includes safety and efficacy assessments as of July 27, 2018 for the two dose cohorts. Subjects have been followed for an average of 63 weeks for Cohort I and 23 weeks for Cohort II.

Safety

As of July 27, 2018, there have been four SAEs reported during the 52-week active study period, two of which were reported as drug-related. As previously reported in January 2018, one subject in Cohort I experienced a mild transitory activation of the innate immune system accompanied by hypotension and elevation in transaminases approximately 22 hours post dosing that resolved within a day. A second subject in Cohort II experienced transient, asymptomatic elevation in transaminases with a peak ALT of 1469 IU/L. This subject was briefly hospitalized to manage the transaminases and to perform additional assessments.

All three subjects in Cohort II experienced an elevation in transaminases 4-6 weeks post-dosing. The peak ALTs were 165, 388 and 1469 IU/L in the three subjects. All three subjects were asymptomatic and responded rapidly to the initiation of prednisone followed by a slow taper, with normalization of the transaminases.

Transaminase elevations have been observed in other AAV-mediated gene transfer trials (e.g., hemophilia) and were attributed to a T-cell response. In these trials, transgene expression was preserved by the administration of steroids after mild to moderate increases in transaminases and contributed to sustained transgene expression. Similarly, a T-cell response may be the cause of the transaminase elevations observed in the three subjects in Cohort II of the RGX-501 trial.

LDL-C Levels

At 12 weeks, the three subjects in Cohort I did not show a clinically meaningful change in LDL cholesterol (LDL-C) levels.

REGENXBIO believes that the ability to assess LDL-C levels at 12 weeks in the three subjects in Cohort II may be confounded by the potential effects on the liver and the resulting steroid therapy.

Plans for Phase I/II Trial Protocol Amendment and Dose Expansion

After review of the interim data from both cohorts with an independent DSMB, a protocol amendment is expected to be submitted to regulatory agencies that includes changes such as introduction of steroid prophylaxis and the primary evaluation of LDL-C at a later time point, such as 26 weeks, to ensure that steroid therapy has been discontinued. Based on the protocol amendment, REGENXBIO expects Cohort II to be expanded with additional subjects and include steroid prophylaxis. A third dose cohort is planned, also including steroid prophylaxis, and will be initiated after the additional

subjects in Cohort II reach approximately 12 weeks and an independent DSMB review is completed. REGENXBIO expects to provide an update on these plans in the fourth quarter of 2018.

Manufacturing

REGENXBIO has completed manufacturing of new investigational product to support dose expansion and received feedback from the FDA that this material is acceptable for use. Additionally, REGENXBIO has initiated the transfer of an optimized suspension process to our manufacturing partner, FUJIFILM Diosynth Biotechnologies, to prepare for advancing the RGX-501 clinical program. This optimized suspension process is also expected to be used to support other current lead product candidates and future pipeline candidates through clinical development and commercialization.

Other Recent Operational Highlights

REGENXBIO announced today that it has further strengthened its management team with the appointment of Ram Palanki, Pharm.D., as Senior Vice President of Commercial Strategy and Operations. Dr. Palanki brings more than 15 years of experience in ophthalmology across pharmaceutical strategy and development, marketing, market access, sales, pricing, reimbursement, supply chain, distribution, business development, medical affairs and portfolio planning leadership. Prior to joining REGENXBIO, he was Senior Vice President of Commercial for all of Americas at Santen Inc. Preceding Santen, he was Global Head of Marketing and Sales at Thrombogenics, Inc. where he led the commercial launch for Jetrea, a novel proteolytic enzyme therapy for symptomatic vitreomacular adhesion. Previously, Dr. Palanki served as Director of Global Marketing and Sales at NeoVista, Inc. and earlier in his career, held several positions at Genentech as part of the team that developed and launched Lucentis. Prior to Genentech, he worked at Eyetech Pharmaceuticals as part of the initial team submitting the New Drug Application for Macugen and at Novartis Pharmaceuticals in the New Product Commercialization group. Dr. Palanki earned his Pharm.D. at Albany College of Pharmacy in New York and completed his postdoctoral fellowship at Rutgers University in New Jersey.

Subject recruitment has started in the Phase I clinical trial evaluating RGX-111 for the treatment of Mucopolysaccharidosis Type I (MPS I). Dosing of the first subject in the clinical trial is now expected in the fourth quarter of 2018.

Subject recruitment has started in the Phase I/II clinical trial evaluating RGX-121 for the treatment of Mucopolysaccharidosis Type II (MPS II). Dosing of the first subject in the clinical trial is now expected in the fourth quarter of 2018.

REGENXBIO's NAV Technology Platform is currently being applied in the development of more than 20 partnered product candidates by our NAV Technology Licensees. Twelve of these partnered product candidates are in active clinical development. Recent highlights include:

- In May 2018, Novartis AG announced the closing of its \$8.7 billion acquisition of AveXis, Inc. As a result of the change of control of AveXis, REGENXBIO received accelerated license payments of \$100 million.
- In July 2018, Novartis announced that after a successful second quarter 2018 pre-Biologics License Application (BLA) meeting with the FDA, it remained on track to file the BLA for AVXS-101 in the third quarter of 2018. The Phase I data in spinal muscular atrophy (SMA) Type 1 will be the basis for the BLA submission with some data from the on-going Phase III STR1VE study. AVXS-101 uses the NAV AAV9 vector.
- In July 2018, Ultragenyx Pharmaceutical Inc. announced that the first subject was dosed in the Phase I/II clinical trial for DTX401 for the treatment of glycogen storage disease type 1a. DTX401 uses the NAV AAV8 vector.
- In August 2018, Audentes Therapeutics announced an update to its positive interim data from its Phase I/II clinical trial for AT132 for the treatment of X-linked myotubular myopathy and that it expects to proceed with dose escalation per protocol in the coming weeks. AT132 uses the NAV AAV8 vector.
- In August 2018, Ultragenyx Pharmaceutical announced that the IND for DTX201 for the treatment of Hemophilia A, which is being developed in partnership with Bayer AG, is active. DTX201 uses the NAV AAVhu37 vector.

"We are pleased to enhance and expand our capabilities with the appointment of Dr. Ram Palanki as Senior Vice President of Commercial Strategy and Operations. We also expect several key developments in the second half of the

year, including presenting data from our ongoing HoFH study, providing additional clarity on the development path for the RGX-501 program and initiating dosing in our first clinical trials in RGX-111 for MPS I and RGX-121 for MPS II," said Mr. Mills.

Financial Results

Cash, cash equivalents and marketable securities were \$306.3 million as of June 30, 2018, compared to \$176.4 million as of December 31, 2017. Cash, cash equivalents and marketable securities as of June 30, 2018 include \$180.0 million received in 2018 in connection with the amendment to our license agreement with AveXis for the development and commercialization of treatments for SMA.

Revenues were \$40.0 million for the three months ended June 30, 2018, compared to \$6.6 million for the three months ended June 30, 2017. The increase is primarily attributable to \$40.0 million of license revenue recognized during the three months ended June 30, 2018 under the amended license agreement with AveXis. The May 2018 acquisition of AveXis by Novartis triggered the acceleration of \$100.0 million in license payments to REGENXBIO, of which \$40.0 million, related to an accelerated sale-based milestone payment, was recognized as revenue during the three months ended June 30, 2018. Due to the non-recurring license revenue recognized under the amended license agreement with AveXis during the three and six months ended June 30, 2018, REGENXBIO expects license revenue for the remainder of 2018 to be substantially lower than the first half of 2018.

Research and development expenses were \$21.5 million for the three months ended June 30, 2018, compared to \$13.9 million for the three months ended June 30, 2017. The increase was primarily attributable to personnel costs as a result of increased headcount, laboratory and facilities costs and expenses associated with conducting clinical trials and externally sourced manufacturing-related services.

General and administrative expenses were \$8.3 million for the three months ended June 30, 2018, compared to \$6.4 million for the three months ended June 30, 2017. The increase was primarily attributable to personnel costs as a result of increased headcount and professional fees for advisory services.

Net income was \$10.6 million, or \$0.33 basic and \$0.30 diluted net income per share, for the three months ended June 30, 2018, compared to a net loss of \$14.5 million, or \$0.47 basic and diluted net loss per share, for the three months ended June 30, 2017. Net income for the three months ended June 30, 2018 was primarily driven by the non-recurring license revenue recognized under the amended license agreement with AveXis.

Financial Guidance

Based on its current operating plan, REGENXBIO expects that its balance in cash, cash equivalents and marketable securities will be between \$250 million and \$260 million as of December 31, 2018, which will be used to support the continued development of its lead product candidate programs.

Conference Call and Webcast Information

In connection with this announcement, REGENXBIO will host a conference call and webcast today at 8:00 a.m. ET. To access the live call by phone, dial (855) 422-8964 (domestic) or (210) 229-8819 (international), and enter the passcode 3154969. To access a live or recorded webcast of the call and accompanying slides, please visit the "Investors" section of the REGENXBIO website at www.regenxbio.com. The recorded webcast will be available for approximately 30 days following the call.

About REGENXBIO Inc.

REGENXBIO is a leading clinical-stage biotechnology company seeking to improve lives through the curative potential of gene therapy. REGENXBIO's NAV Technology Platform, a proprietary adeno-associated virus (AAV) gene delivery platform, consists of exclusive rights to more than 100 novel AAV vectors, including AAV7, AAV8, AAV9 and AAVrh10. REGENXBIO and its third-party NAV Technology Platform Licensees are applying the NAV Technology Platform in the development of a broad pipeline of candidates in multiple therapeutic areas.

About RGX-314

RGX-314 is being developed as a one-time subretinal treatment for wet AMD. It includes the NAV AAV8 vector encoding an antibody fragment which inhibits VEGF, modifying the pathway for formation of new leaky blood vessels which lead to retinal fluid accumulation and vision loss. In preclinical animal models with conditions similar to macular degeneration, significant and dose-dependent reduction of blood vessel growth and prevention of disease progression was observed after a single subretinal dose of RGX-314.

About Wet AMD

Wet AMD is characterized by loss of vision due to new leaky blood vessel formation in the retina. This results in fluid leakage that can manifest in physical changes in the structure of the retina and loss of vision. Wet AMD is a significant cause of vision loss in the United States, Europe and Japan. There may be more than 2 million people living with wet AMD in these geographies alone.

Current anti-VEGF therapies have significantly changed the landscape for treatment of wet AMD, becoming the standard of care due to their ability to improve vision and retinal fluid in the majority of patients. These therapies, however, require repetitive and inconvenient intraocular injections, typically ranging from every four to eight weeks in frequency, to maintain efficacy. Patients often experience a decline in the initial vision gain from therapy with reduced frequency of treatment over time.

About RGX-501

RGX-501 is being developed as a novel, one-time intravenous treatment for HoFH. RGX-501 is designed to use the NAV AAV8 vector to deliver a functional copy of the LDLR gene to liver cells. This may enable liver cells to make the LDLR protein they need to process elevated levels of LDL-C. The liver is a preferred target for HoFH gene therapy as it is the most important organ for expressing LDLRs, and contributes to greater than 90 percent of the capture and breakdown of LDL-C. RGX-501 has received orphan drug product designation from the FDA.

About HoFH

HoFH occurs when people inherit an abnormal copy of the LDLR gene from each of their parents. Individuals with HoFH have very low levels of – or are completely missing – LDLR, resulting in high levels of LDL-C in the blood. High levels of LDL-C (or "bad" cholesterol) are associated with premature and aggressive buildup of plaque in arteries, life-threatening coronary artery disease and an increase in the risk of a heart attack or stroke. If untreated, individuals with HoFH can suffer serious cardiac events before the age of 30. Current treatments do not provide a cure and may not lower cholesterol to optimal levels.

Forward-Looking Statements

This press release includes "forward-looking statements," within the meaning of Section 27A of the Securities Act of 1933, as amended, and Section 21E of the Securities Exchange Act of 1934, as amended. These statements express a belief, expectation or intention and are generally accompanied by words that convey projected future events or outcomes such as "believe," "may," "will," "estimate," "continue," "anticipate," "design," "intend," "expect," "could," "plan," "potential," "predict," "seek," "should," "would" or by variations of such words or by similar expressions. The forward-looking statements include statements relating to, among other things, REGENXBIO's future operations, clinical trials, costs and cash flow. REGENXBIO has based these forward-looking statements on its current expectations and assumptions and analyses made by REGENXBIO in light of its experience and its perception of historical trends, current conditions and expected future developments, as well as other factors REGENXBIO believes are appropriate under the circumstances. However, whether actual results and developments will conform with REGENXBIO's expectations and predictions is subject to a number of risks and uncertainties, including the timing of enrollment, commencement and completion and the success of clinical trials conducted by REGENXBIO, its licensees and its partners, the timing of commencement and completion and the success of preclinical studies conducted by REGENXBIO and its development partners, the timely development and launch of new products, the ability to obtain and maintain regulatory approval of product candidates, the ability to obtain and maintain intellectual property protection for product candidates and technology, trends and challenges in the business and markets in which REGENXBIO operates, the size and growth of potential markets for product candidates and the ability to serve those markets, the rate and degree of acceptance of product candidates, and other factors, many of which are beyond the control of REGENXBIO. Refer to the "Risk Factors" and "Management's Discussion and Analysis of Financial Condition and Results of Operations" sections of REGENXBIO's Annual Report on

Form 10-K for the year ended December 31, 2017 and comparable "risk factors" sections of REGENXBIO's Quarterly Reports on Form 10-Q and other filings, which have been filed with the U.S. Securities and Exchange Commission (SEC) and are available on the SEC's website at www.sec.gov. All of the forward-looking statements made in this press release are expressly qualified by the cautionary statements contained or referred to herein. The actual results or developments anticipated may not be realized or, even if substantially realized, they may not have the expected consequences to or effects on REGENXBIO or its businesses or operations. Such statements are not guarantees of future performance and actual results or developments may differ materially from those projected in the forward-looking statements. Readers are cautioned not to rely too heavily on the forward-looking statements contained in this press release. These forward-looking statements speak only as of the date of this press release. REGENXBIO does not undertake any obligation, and specifically declines any obligation, to update or revise any forward-looking statements, whether as a result of new information, future events or otherwise.

REGENXBIO INC.
CONSOLIDATED BALANCE SHEETS
(unaudited)
(in thousands, except per share data)

	June 30, 2018	December 31, 2017
Assets		
Current assets		
Cash and cash equivalents	\$ 106,889	\$ 46,656
Marketable securities	179,605	114,122
Accounts receivable	739	473
Prepaid expenses	3,690	5,334
Other current assets	2,347	1,412
Total current assets	293,270	167,997
Marketable securities	19,795	15,616
Accounts receivable	4,485	—
Property and equipment, net	16,698	13,977
Restricted cash	225	225
Other assets	1,514	862
Total assets	<u>\$ 335,987</u>	<u>\$ 198,677</u>
Liabilities and Stockholders' Equity		
Current liabilities		
Accounts payable	\$ 4,230	\$ 4,832
Accrued expenses and other current liabilities	12,023	9,605
Deferred revenue	600	—
Total current liabilities	16,853	14,437
Deferred rent, net of current portion	1,192	1,211
Other liabilities	720	—
Total liabilities	18,765	15,648
Stockholders' equity		
Preferred stock; \$0.0001 par value; 10,000 shares authorized, and no shares issued and outstanding at June 30, 2018 and December 31, 2017	—	—
Common stock; \$0.0001 par value; 100,000 shares authorized at June 30, 2018 and December 31, 2017; 32,275 and 31,295 shares issued and outstanding at June 30, 2018 and December 31, 2017, respectively	3	3
Additional paid-in capital	386,110	371,497
Accumulated other comprehensive loss	(771)	(715)
Accumulated deficit	(68,120)	(187,756)
Total stockholders' equity	317,222	183,029
Total liabilities and stockholders' equity	<u>\$ 335,987</u>	<u>\$ 198,677</u>

REGENXBIO INC.
CONSOLIDATED STATEMENTS OF OPERATIONS AND COMPREHENSIVE INCOME (LOSS)
(unaudited)
(in thousands, except per share data)

	Three Months Ended June 30,		Six Months Ended June 30,	
	2018	2017	2018	2017
Revenues				
License revenue	\$ 40,031	\$ 6,555	\$ 172,422	\$ 7,010
Other revenues	—	7	—	7
Total revenues	<u>40,031</u>	<u>6,562</u>	<u>172,422</u>	<u>7,017</u>
Expenses				
Costs of revenues				
Licensing costs	3,872	1,311	6,280	1,402
Other	—	6	—	6
Research and development	21,486	13,917	41,036	30,536
General and administrative	8,318	6,355	16,698	12,977
Other operating expenses	5	29	33	74
Total operating expenses	<u>33,681</u>	<u>21,618</u>	<u>64,047</u>	<u>44,995</u>
Income (loss) from operations	6,350	(15,056)	108,375	(37,978)
Other Income				
Interest income from licensing	6,898	—	8,253	—
Investment income	1,196	583	2,055	1,512
Total other income	<u>8,094</u>	<u>583</u>	<u>10,308</u>	<u>1,512</u>
Income (loss) before income taxes	14,444	(14,473)	118,683	(36,466)
Income Tax Expense				
Net income (loss)	<u>\$ 10,594</u>	<u>\$ (14,473)</u>	<u>\$ 114,833</u>	<u>\$ (36,466)</u>
Other Comprehensive Income (Loss)				
Unrealized gain (loss) on available-for-sale securities, net of reclassifications and income tax expense	132	(74)	(56)	(613)
Total other comprehensive income (loss)	<u>132</u>	<u>(74)</u>	<u>(56)</u>	<u>(613)</u>
Comprehensive income (loss)	<u>\$ 10,726</u>	<u>\$ (14,547)</u>	<u>\$ 114,777</u>	<u>\$ (37,079)</u>
Net income (loss) applicable to common stockholders	<u>\$ 10,594</u>	<u>\$ (14,473)</u>	<u>\$ 114,833</u>	<u>\$ (36,466)</u>
Net income (loss) per share:				
Basic	<u>\$ 0.33</u>	<u>\$ (0.47)</u>	<u>\$ 3.60</u>	<u>\$ (1.27)</u>
Diluted	<u>\$ 0.30</u>	<u>\$ (0.47)</u>	<u>\$ 3.29</u>	<u>\$ (1.27)</u>
Weighted-average common shares outstanding:				
Basic	<u>32,082</u>	<u>30,662</u>	<u>31,858</u>	<u>28,678</u>
Diluted	<u>35,272</u>	<u>30,662</u>	<u>34,884</u>	<u>28,678</u>

###

CONTACT:

Investors

Natalie Wildenradt, 646-681-8192
natalie@argotpartners.com

Media

Adam Pawluk, 202-591-4063
apawluk@jpa.com



REGENXBIO Reports Second Quarter 2018 Financial and Operating Results and Interim Data from Ongoing Clinical Trials for Wet AMD and HoFH



August 8, 2018

Forward-looking statements

This presentation includes “forward-looking statements,” within the meaning of Section 27A of the Securities Act of 1933, as amended, and Section 21E of the Securities Exchange Act of 1934, as amended. These statements express a belief, expectation or intention and are generally accompanied by words that convey projected future events or outcomes such as “believe,” “may,” “will,” “estimate,” “continue,” “anticipate,” “design,” “intend,” “expect,” “could,” “plan,” “potential,” “predict,” “seek,” “should,” “would” or by variations of such words or by similar expressions. The forward-looking statements include statements relating to, among other things, REGENXBIO’s future operations, clinical trials, costs and cash flow. REGENXBIO has based these forward-looking statements on its current expectations and assumptions and analyses made by REGENXBIO in light of its experience and its perception of historical trends, current conditions and expected future developments, as well as other factors REGENXBIO believes are appropriate under the circumstances. However, whether actual results and developments will conform with REGENXBIO’s expectations and predictions is subject to a number of risks and uncertainties, including the timing of enrollment, commencement and completion and the success of clinical trials conducted by REGENXBIO, its licensees and its partners, the timing of commencement and completion and the success of preclinical studies conducted by REGENXBIO and its development partners, the timely development and launch of new products, the ability to obtain and maintain regulatory approval of product candidates, the ability to obtain and maintain intellectual property protection for product candidates and technology, trends and challenges in the business and markets in which REGENXBIO operates, the size and growth of potential markets for product candidates and the ability to serve those markets, the rate and degree of acceptance of product candidates, and other factors, many of which are beyond the control of REGENXBIO. Refer to the “Risk Factors” and “Management’s Discussion and Analysis of Financial Condition and Results of Operations” sections of REGENXBIO’s Annual Report on Form 10-K for the year ended December 31, 2017 and comparable “risk factors” sections of REGENXBIO’s Quarterly Reports on Form 10-Q and other filings, which have been filed with the U.S. Securities and Exchange Commission (SEC) and are available on the SEC’s website at www.sec.gov. All of the forward-looking statements made in this presentation are expressly qualified by the cautionary statements contained or referred to herein. The actual results or developments anticipated may not be realized or, even if substantially realized, they may not have the expected consequences to or effects on REGENXBIO or its businesses or operations. Such statements are not guarantees of future performance and actual results or developments may differ materially from those projected in the forward-looking statements. Readers are cautioned not to rely too heavily on the forward-looking statements contained in this presentation. These forward-looking statements speak only as of the date of this presentation. REGENXBIO does not undertake any obligation, and specifically declines any obligation, to update or revise any forward-looking statements, whether as a result of new information, future events or otherwise.



REGENXBIO second quarter 2018 earnings call agenda

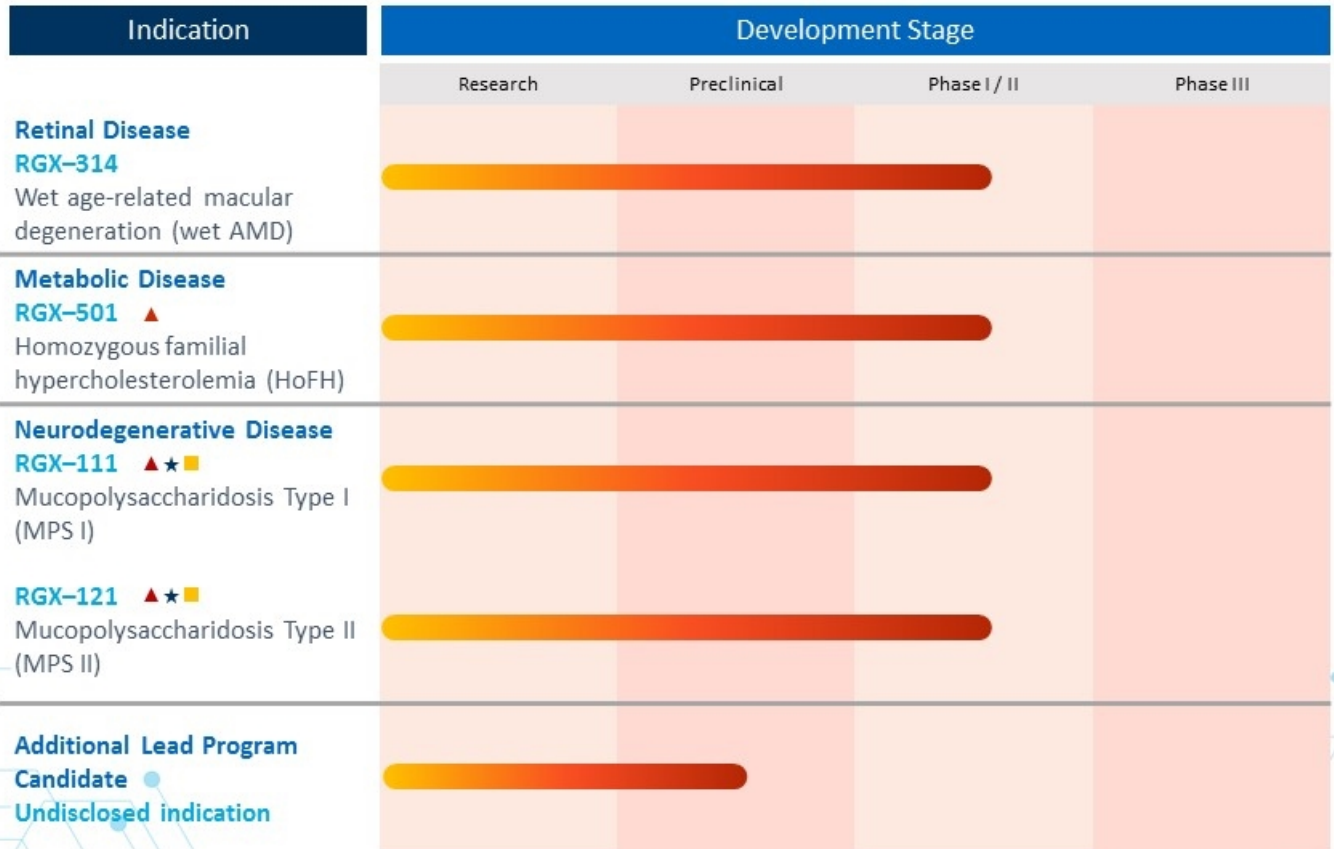
Agenda

- Opening
- RGX-314 for the treatment of wet AMD – Phase I interim results
- RGX-501 for treatment of HoFH – Phase I/II interim results
- Other recent operational highlights
- Financial results and guidance
- Closing



REGENXBIO's lead programs

Internally developed product candidates



- ▲ Orphan Drug Designation
- ★ Rare Pediatric Disease Designation
- Fast Track Designation



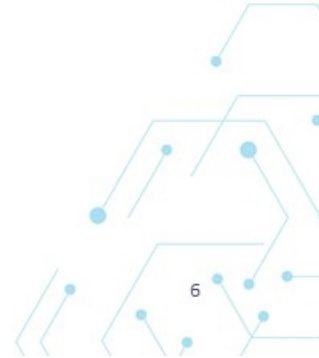
Our Heroes



RGX-314 Phase I clinical trial interim results

Summary

- *Well-tolerated at all doses*
- *Dose-dependent protein expression levels*
 - *+ Reduction in anti-VEGF injections + maintained retinal thickness + maintained to improved vision*
- *Cohort 3 (6x10¹⁰ GC/eye dose)*
 - *50% free of anti-VEGF injections through six months*
 - *Dose supports Company's plans to proceed to Phase II clinical trial as soon as possible*
- *Current clinical trial expanded to include new Cohort 4 dose and the first subject has been dosed*
- *Additional data expected to be presented at AAO in October 2018*





RGX-314 for treatment of wet age-related macular degeneration (**wet AMD**)

THE DISEASE

- Blurring of central vision and progressive vision loss due to formation of leaky blood vessels in the eye
- VEGF inhibitors are standard of care to treat fluid and associated vision loss
- Frequency / uncomfortable administration of current anti-VEGF therapies affects compliance and ultimately efficacy
- **>2 million** patients estimated in U.S., Europe and Japan

RGX-314 PRODUCT CANDIDATE



Vector: **AAV8**



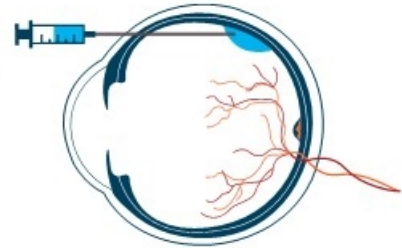
Gene: **anti-VEGF fab**

Mechanism of action

Reducing leaky blood vessel formation by giving ocular cells the ability to produce an anti-VEGF fab

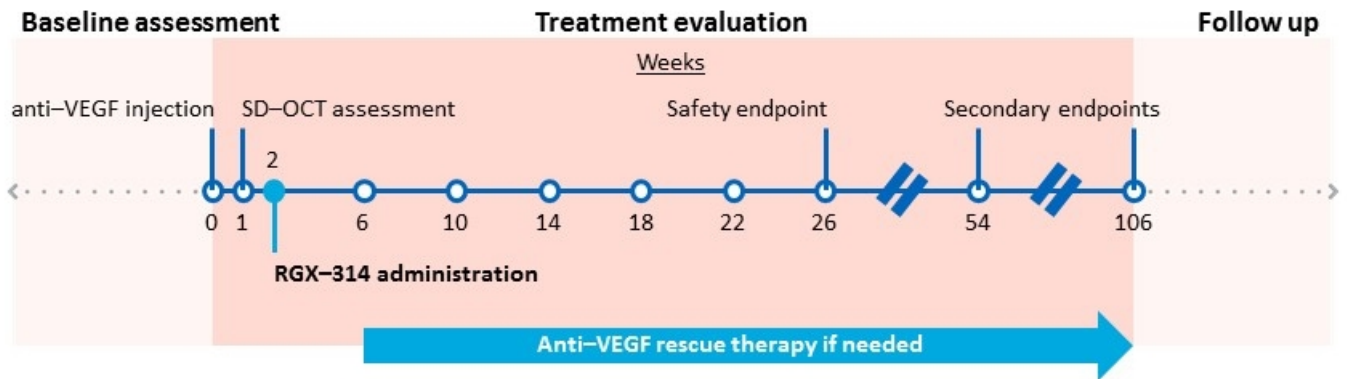
Route of administration

Subretinal

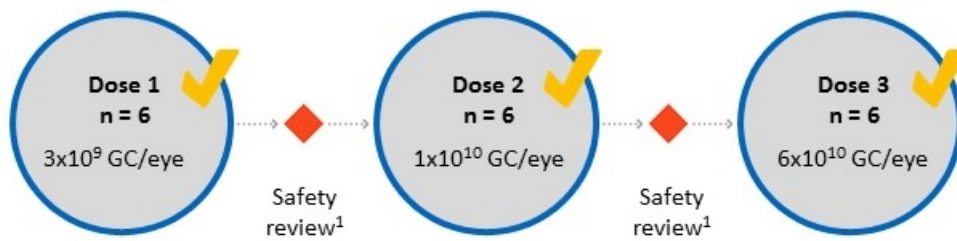


RGX-314 Phase I clinical trial – interim results study design

Administration and follow-up timeline



Expected dose escalation pathway



Dosing complete in three cohorts

¹ Dose escalation safety review to occur four weeks after final subject in each cohort has been dosed

RGX-314 Phase I clinical trial – interim results study overview



Objectives

Primary

- To determine the safety and tolerability of RGX-314 in subjects with wet AMD through six months

Secondary

- Expression of RGX-314 protein in the eye
- Effect of RGX-314 on best corrected visual acuity (BCVA) and central retinal thickness (CRT) as measured by Spectral Domain Optical Coherence Tomography (SD-OCT)
- Additional anti-VEGF injections post-RGX-314

Subjects: 18 subjects dosed

Sites: Seven leading retinal surgery centers across the United States



Key inclusion criteria

- Male or female ≥ 50 to 89 years of age
- Wet AMD subjects requiring frequent anti-VEGF therapy, with a documented history of response
- Documented response to anti-VEGF at trial entry (assessed by SD-OCT at week 1)
- Vision of 20/63 to 20/400 for the initial subject, then 20/40 to 20/400 for the rest of each cohort
- Pseudophakic (status post cataract surgery)

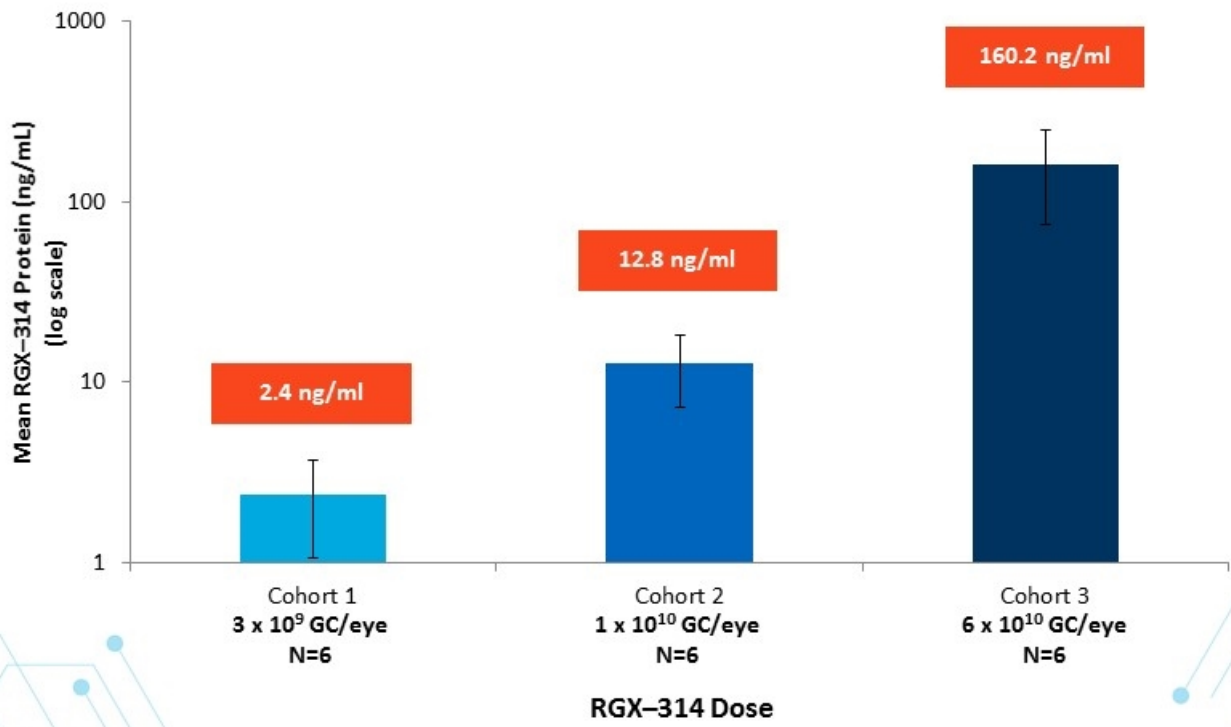
RGX-314 Phase I clinical trial – safety summary

- RGX-314 was **well-tolerated**
- **No drug-related AEs or drug-related SAEs**
- Most AEs were assessed as mild (Grade 1 – 83%)
- **No observed immune responses, drug-related ocular inflammation, or any post-surgical inflammation beyond what is expected following routine vitrectomy**
- **Five SAEs that were not drug-related were reported in three subjects**



RGX-314 protein levels at one month

As measured from aqueous samples by ELISA



Summary and comparison of mean anti-VEGF injections

	N	6 months prior to RGX-314*	6 months post RGX-314**	% change 6 months prior to 6 months post
Cohort 1 3 x 10 ⁹ GC/eye	6***	3.3	4.7	+40%
Cohort 2 1 x 10 ¹⁰ GC/eye	6	4.2	3.8	-8%
Cohort 3 6 x 10 ¹⁰ GC/eye	6	2.8	1.3	-53%

* Number of anti-VEGF injections reported between a day before the first anti-VEGF injection preceding Day 1 visit and six months prior

** Number of anti-VEGF injections reported between RGX-314 administration date and six-month visit

*** One subject in Cohort 1 discontinued from the study at four months with four injections and was imputed as requiring six injections through six months

Change from baseline in mean central retinal thickness (SD-OCT) at six months

	Cohort 1 3 x 10 ⁹ GC/eye	Cohort 2 1 x 10 ¹⁰ GC/eye	Cohort 3 6 x 10 ¹⁰ GC/eye
N	5*	6	6
Mean change from baseline in CRT (μm)	-14	+26	-14
Median change from baseline in CRT (μm)	+22	+23	-16
Range (low, high)	(-181, +92)	(-7, +62)	(-27, +7)

* One subject in Cohort 1 discontinued from the study at four months

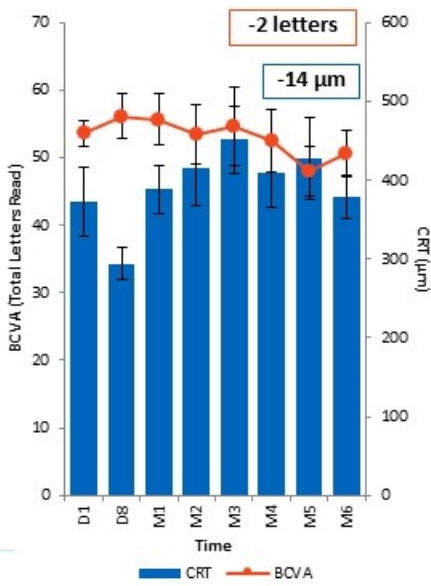
Change from baseline in mean best corrected visual acuity at six months

	Cohort 1 3 x 10 ⁹ GC/eye	Cohort 2 1 x 10 ¹⁰ GC/eye	Cohort 3 6 x 10 ¹⁰ GC/eye
N	5*	6	6
Mean change from baseline in BCVA (ETDRS Letters)	-2	+7	+8
Median change from baseline in BCVA (ETDRS Letters)	-3	+9	+4
Range (low, high)	(-8, +10)	(-4, +15)	(0, +21)

* One subject in Cohort 1 discontinued from the study at four months

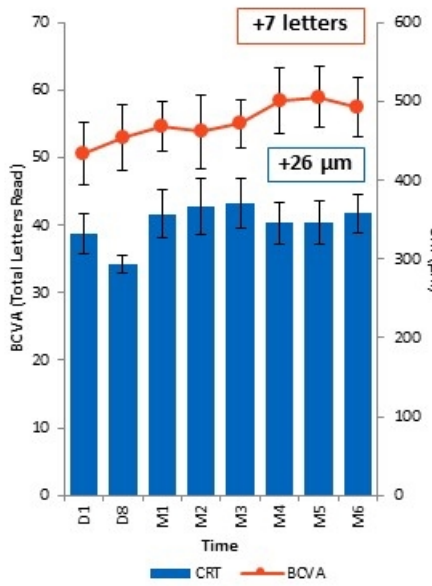
Summary of mean central retinal thickness and best corrected visual acuity following RGX-314 administration

Cohort 1



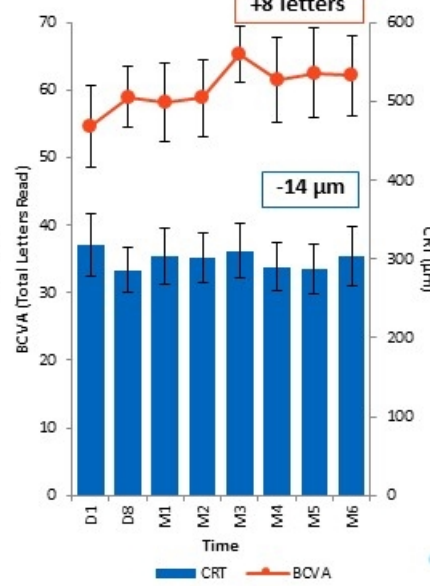
Average injections: 4.7

Cohort 2



Average injections: 3.8

Cohort 3



Average injections: 1.3

Cohort 3: Three subjects with no additional anti-VEGF injections through month six

Previous therapy

- Study subjects received on average **>35 injections since wet AMD diagnosis**

Post-RGX-314 anti-VEGF injections

- **0 injections** through six months post-RGX-314

BCVA

- Mean gain in BCVA of **+8 ETDRS** letters from baseline through six months

SD-OCT

- Maintained with a **mean change in CRT of -21 μm** from baseline through six months

RGX-314 clinical trial summary through six months

	Aqueous RGX-314 protein one month post-treatment	Mean # of anti-VEGF injections through six months	Mean change in CRT through six months	Mean change in BCVA through six months
Cohort 1 3 x 10 ⁹ GC/eye (N=6)	2.4 ng/ml	4.7 inj*	-14 μm**	-2 letters**
Cohort 2 1 x 10 ¹⁰ GC/eye (N=6)	12.8 ng/ml	3.8 inj	+26 μm	+7 letters
Cohort 3 6 x 10 ¹⁰ GC/eye (N=6)	160.2 ng/ml	1.3 inj	-14 μm	+8 letters

* One subject in Cohort 1 discontinued from the study at four months with four injections and was imputed as requiring six injections through six months

** N=5; one subject in Cohort 1 discontinued from the study at four months

Summary of Cohort 3 and Cohort 4 expansion

Cohort 3

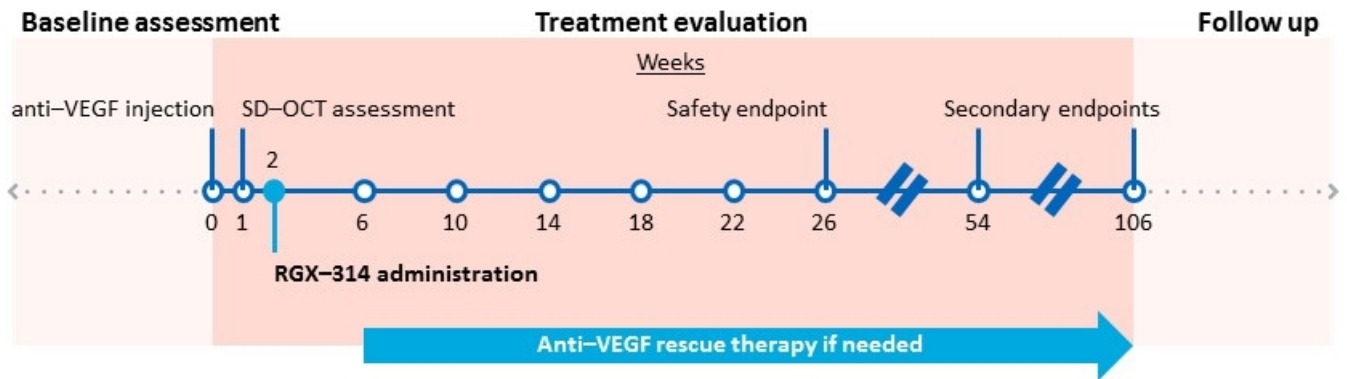
- **Positive signals** from clinical measures at six months indicate that this may be a clinically meaningful dose which we expect to take into a Phase II trial for wet AMD
- **Mean RGX-314 protein levels >100 ng/ml** were observed post-treatment
- Subjects exhibited **signs of biologic activity**: maintenance of CRT by SD-OCT, maintenance to improvement in BCVA and majority with minimal to no additional anti-VEGF therapy

Cohort 4

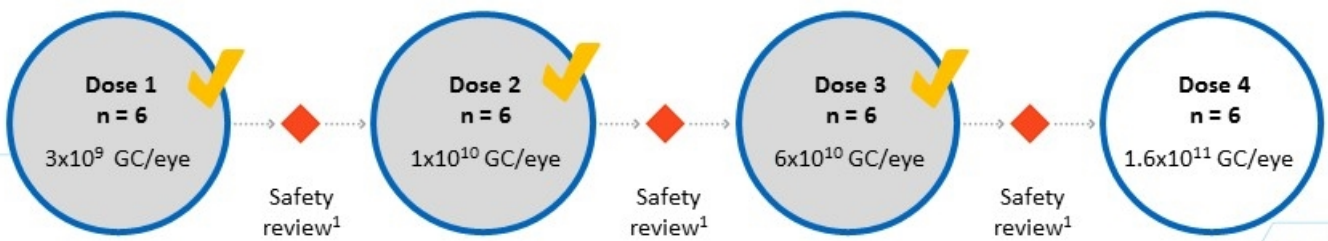
- To evaluate the potential benefits of a higher dose, we have initiated **Cohort 4 (1.6×10^{11} GC/eye)**
- Based on an amendment filed with the FDA, we were cleared to proceed with initiation of dosing
- The first subject was dosed this week

RGX-314 Phase I clinical trial – updated study design

Administration and follow-up timeline



Expected dose escalation pathway



Dosing completed in three cohorts and initiated in Cohort 4

¹ Dose escalation safety review to occur four weeks after final subject in each cohort has been dosed



RGX-501 for treatment of homozygous familial hypercholesterolemia (HoFH)

THE DISEASE

- Defective LDLR gene leads to limited / no LDL cholesterol receptors, allowing LDL to build up in bloodstream
- Total cholesterol levels >500 mg/dL
- Coronary artery disease at young age
- Even with existing standard of care therapies, the mean age of death is 32 years
- **Approx. 11,000** patients worldwide

RGX-501 PRODUCT CANDIDATE



Vector: **AAV8**



Gene: **LDLR**

Mechanism of action

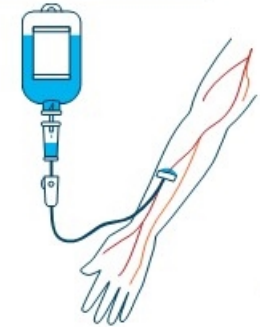
Correction of defective LDLR, reducing circulating LDL cholesterol

Route of administration

Intravenous

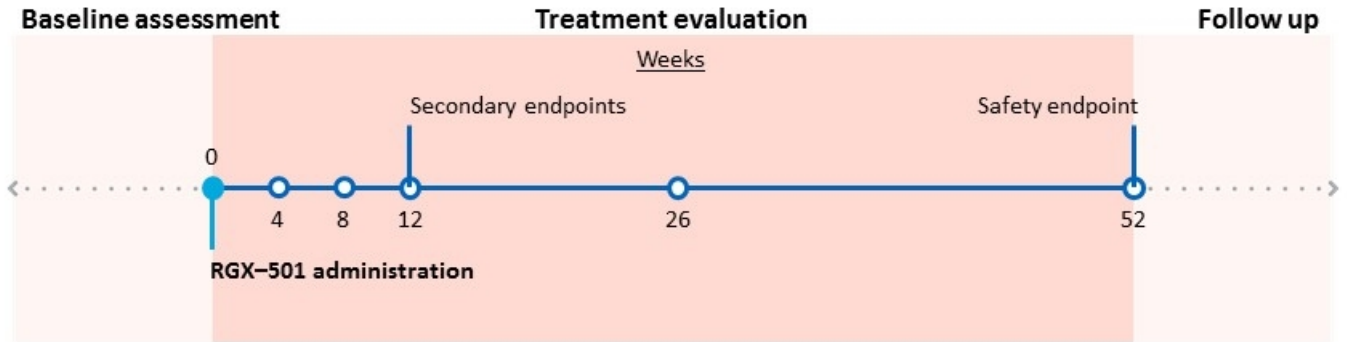
Special Regulatory Status

Orphan Drug Designation

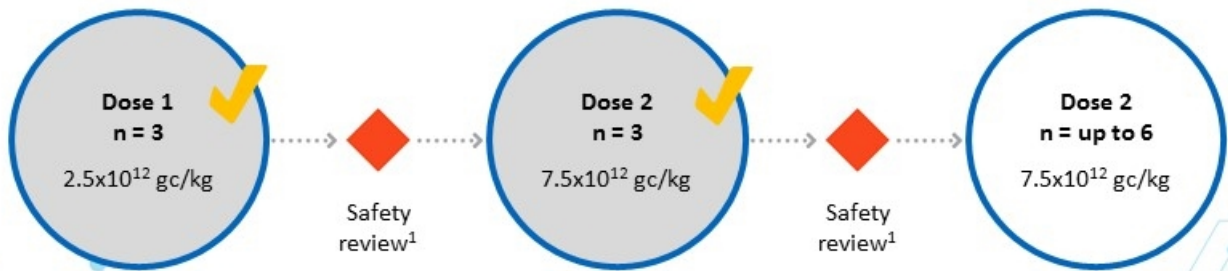


RGX-501 Phase I/II clinical trial – study design

Administration and follow-up timeline



Expected dose escalation pathway



Three subjects dosed in each of the first and second cohorts

¹ Dose escalation safety review to occur four weeks after final subject in each cohort has been dosed

RGX-501 Phase I/II clinical trial interim results

Summary

- *Transaminase elevations observed in Cohort 2*
- *Administration of steroid appears to mitigate transaminase elevations and related effects*
- *Clinical trial protocol expected to be amended to enroll additional subjects using steroid prophylaxis*
- *Additional data expected to be presented in oral presentation in the fourth quarter of 2018*



REGENXBIO's lead programs

Internally developed product candidates

Indication	Development Stage				Anticipated Milestones
	Research	Preclinical	Phase I / II	Phase III	
Retinal Disease RGX-314 Wet age-related macular degeneration (wet AMD)					Complete dosing of Cohort 4 Q4 2018 and initiate Phase II trial in 2019
Metabolic Disease RGX-501 ▲ Homozygous familial hypercholesterolemia (HoFH)					Additional data Q4 2018
Neurodegenerative Disease RGX-111 ▲ ★ ■ Mucopolysaccharidosis Type I (MPS I)					Begin enrollment in Phase I trial Q4 2018
RGX-121 ▲ ★ ■ Mucopolysaccharidosis Type II (MPS II)					Begin enrollment in Phase I/II trial Q4 2018
Additional Lead Program Candidate Undisclosed indication					Designation in 2H 2018

- ▲ Orphan Drug Designation
- ★ Rare Pediatric Disease Designation
- Fast Track Designation



REGENXBIO's NAV Technology Platform has been widely adopted

Over 20 partnered product candidates being developed by NAV Technology Licensees

Research		Preclinical		Phase I / II		Phase III		
Indication	Licensee	Indication	Licensee	Indication	Licensee	Indication	Licensee	
Liver / hematologic	Citrullinemia Type I	ultragenyx		Hemophilia A	Shire			
	PKU	ultragenyx		Hemophilia A	ultragenyx			
	Wilson Disease	ultragenyx		OTC Deficiency	ultragenyx			
				GSDIa	ultragenyx			
				Crigler-Najjar	AUDENTES			
Retina	Achromatopsia	Biogen						
	Choroideremia	Biogen						
Central nervous system	Parkinson's w/ GBA	PREVAIL THERAPEUTICS	ALS SOD1	NOVARTIS	SMA Type II	NOVARTIS	SMA Type I	NOVARTIS
	Undisclosed	Voyager genzyme	Rett Syndrome	NOVARTIS	MPS IIIA	LYSOGENE		
			Undisclosed	Voyager	MPS IIIA	ESTEVE		
Cardiac / skeletal muscle	Friedreich's Ataxia	Voyager genzyme			XLMTM	AUDENTES		
					Pompe Disease	AUDENTES		
					CPVT	AUDENTES		



Financial results and guidance

2018 1H financials (mm)

R&D expense:	\$41
G&A expense:	\$17
Net income:	\$115
Basic sharecount ¹ :	32.3

Financial highlights

Ended Q2 2018 with over **\$306 million in cash**

In June 2018, received **\$100 million from AveXis** for amended SMA license agreement

Program guidance and anticipated milestones

RGX-314	Complete dosing of Cohort 4 Q4 2018 and initiate Phase II trial in 2019
RGX-501	Additional data Q4 2018
RGX-111	IND active and subject recruiting initiated; begin enrollment in Phase I trial Q4 2018
RGX-121	IND active and subject recruiting initiated; begin enrollment in Phase I/II trial Q4 2018

2018 financial guidance:

*Expect 2018 ending cash balance to be between **\$250 million and \$260 million**²*



¹ As of August 3, 2018
² Cash includes cash, cash equivalents and marketable securities for purposes of this presentation



Closing and Q&A



